

TRANSPORTATION UPDATE – June 2023

In a partnership of the four Northland Council's 'roading and transport departments', combining and co-locating the individual council staff and resources, the NTA works as part of Council to collectively create better, safer, and more accessible journeys across the district (and region) through structured maintenance and improvements in accordance with national safety and engineering standards, policies and guidelines.

EXECUTIVE SUMMARY

Following completion of council hearings for the Kerikeri-Bay of Islands speed catchment on 21st March 2023, the Recommendations Report and Interim Speed Management Plan staff report was presented for council approval at the Council Meeting on 29th June. Discussions at the meeting resulted in the item be rescheduled for discussion at the first FNDC Transport Committee meeting (September 2023).

Public Consultation has commenced for the Kerikeri Active Modes "Transport Choices" project and is open until 3rd August, with a drop-in session scheduled on 18th July. Concept plans will be completed in late August once feedback from the public has been received.

A total of 14 resource consent applications were received in the month of June (vs. 12 month rolling average of 39), with 19 applications were processed during the month. Two alfresco dining requests were also received responded to in June.

Approximately 70% of the originally budgeted 2022/23 Capital works programme was successfully delivered, with the balance to be carried forward for completion in 2023/24, noting the wet summer construction season (and continuing wet weather) prevented completion of some originally planned works.

The continued response from Cyclone Gabrielle remained focus again this month with a continued effort on the combination of Phase 2 storm repairs (\$1.13M claimed in June of approx \$7.16M works completed to date) and progression of routine maintenance activities. While rainfall continuing through June resulting in additional slip sites, flooding and fallen trees, excellent progress was still able to be made with network wide maintenance grading in June, with 34% (or 546.7km) of the unsealed network length completed.

There were 74 new Corridor Access Requests received for works in the road reserve across the Far North District in June.

The Hokianga Vehicle ferry was hauled out of the water on 3rd May 2023 for a period of 4 weeks to undergo major maintenance work, with service substituted by a passenger ferry through this period. During this year's out of water major maintenance works several repairs were carried out on the hull, bulwarks, tanks, deck, ramps, and vessel's void space, with full services restored as planned on Thursday 1st June. June 2023 revenue was 21% lower when compared to last year for the same period, attributed to the weather being experienced in Northland

The compounding effects of weather events is still significantly impacting the number of customer requests, and while pleasingly there has been a reduction of 13% from the prior month, at the end of June there were still 632 open roading requests which is approximately twice the FNDC normal volume.

SPEED LIMIT REVIEW PROGRAM

The speed limit reviews are part of a nationwide programme under the Government’s Road to Zero Road Safety Strategy. The new Setting of Speed Limits Rule came into effect on 19th May 2022. The new Rule creates a focus on speed management and promotes a region wide approach to setting safe and appropriate speeds on both the local and State Highway network.

Consultation on the Kerikeri-Bay of Islands speed catchment has been completed and council hearings were held on 21st March 2023. Staff have prepared a Recommendations Report and Interim Speed Management Plan for council approval, now re-scheduled for the Transport Committee in September.

Work continues on our Regional Speed Management Plan, and we are on track for consultation in the last quarter of 2023.

TRANSPORT CHOICES FUNDING PACKAGE (CERF)

Far North District Council has received positive news on our application for funding under the Transport Choices, Climate Emergency Response Funding (CERF). We have received confirmation for funding of \$3.23 million for the following two programs

- Program 1 – FNDC01 Kerikeri Active Modes Network Connections
- Program 2 – FNDC02 Far North Bus Improvements

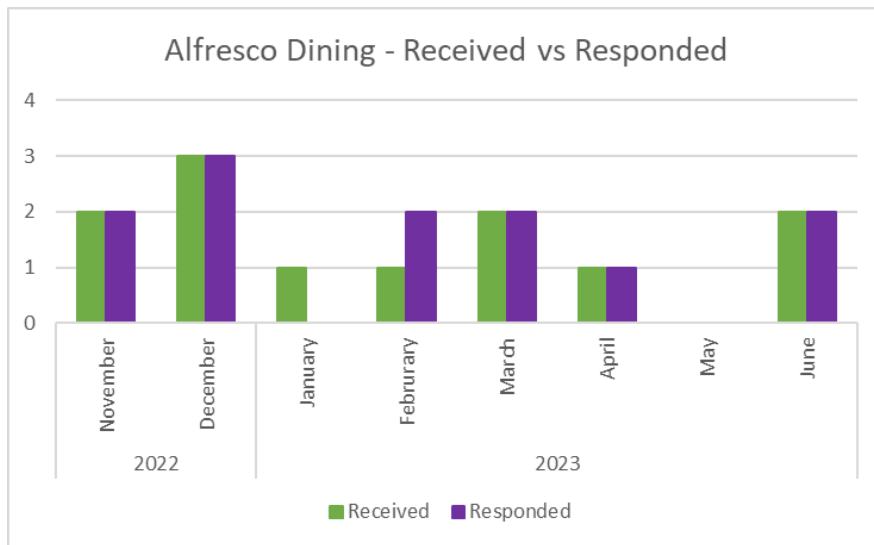
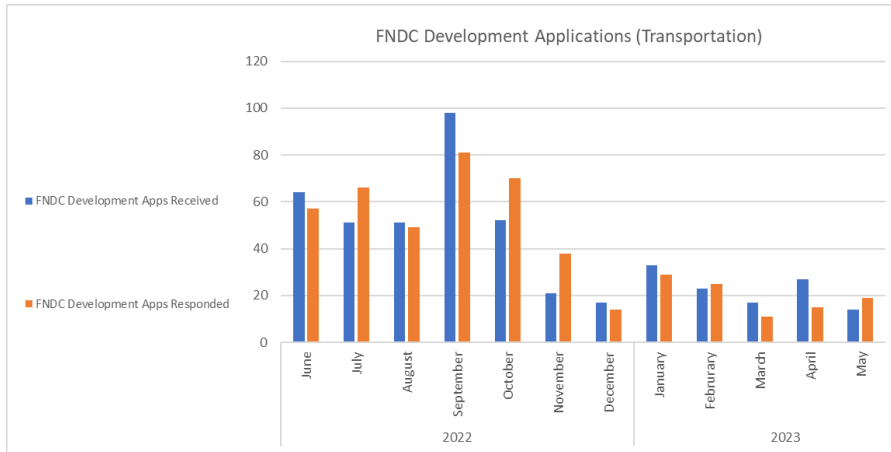
Public consultation for the Kerikeri Active Modes is open until 3 August, with a drop-in session scheduled on 18 July. Concept plans will be completed in late August once feedback from the public has been received.

DEVELOPMENT APPLICATIONS (Transportation)

The following table and graph below provide information on the volume of development applications received for transportation assessment over the past 12 months. In November of 2022, we also started tracking alfresco permit applications, which we have included in the table below.

A total of 14 applications were received in the month of June (vs. 12 month rolling average of 39). A total of 19 applications were processed during the month. A total of 2 applications for alfresco permits were received and responded to during the month.

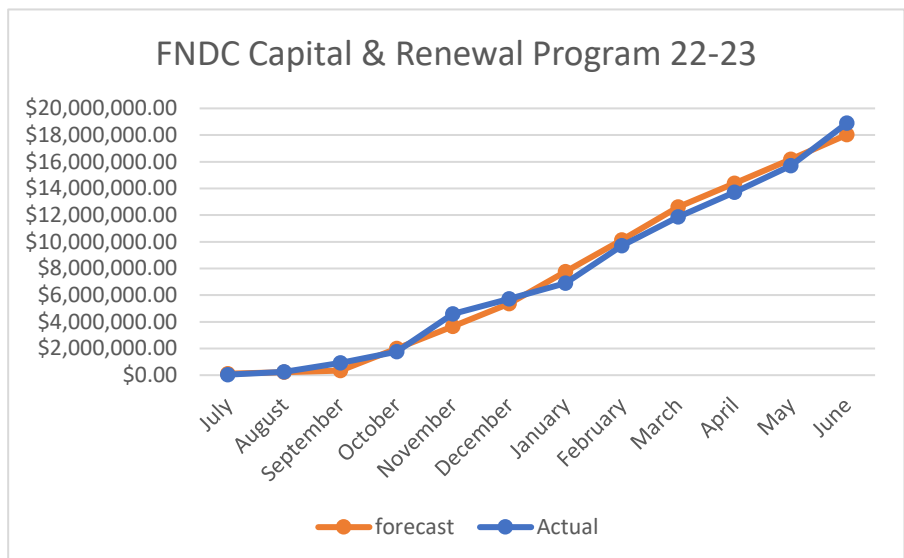
		FNDC			
		Development Apps		Alfresco	
		Received	Responded	Received	Responded
2022	June	48	21		
	July	64	57		
	August	51	66		
	September	51	49		
	October	98	81		
	November	52	70	2	2
	December	21	38	3	3
2023	January	17	14	1	0
	February	33	29	1	2
	March	23	25	2	2
	April	17	11	1	1
	May	27	15	0	0
	June	14	19	2	2



FNDC TRANSPORT CAPITAL PROGRAMME DELIVERY

Actual delivery of the 2022/23 Capital works programme ended slightly ahead of forecast. 70% of the original 2022/23 program was delivered, with the balance being carried over to next financial year.

The Status of each individual project can be viewed via the [GIS map link](#)



Risk Table (Year-end result)

FNDC	No. of Projects	Description	Budget	% of Total Budget
✓	36	Will be fully delivered this year	\$12,806,469.00	48%
⚠	26	Risk of partial delivery	\$7,599,394.20	28%
✗	37	Risk of non delivery	\$6,421,894.80	24%
		Total	\$26,827,758.00	100%

Some of the key risks to future delivery through 2023/24 include:

- Inflation increases unaccounted for when setting the Long-Term Plan budgets are also likely to impact the ability to fully deliver lower priority projects within the Low-Cost Low Risk program.
- Potential budget reallocations to accommodate emergency and remedial works associated with recent severe and prolonged weather events may impact the ability to delivery some projects within the capital works program.
- Specialist Consultant resource constraints due to ‘all hands-on deck’ managing emergency and remedial works associated with recent severe and prolonged weather events is delaying the design stage of some capital improvement projects, resulting in delays to physical works stage delivery.
- Further unfavorable weather conditions.

Sealed Road resurfacing status

Region	Initial programme	Actual delivery	Differed	Notes
South	43km	34.9km	8.1km	Weather events during the season had consequential delays to the full programme
North	32.2km	28km	4.2km	Weather events during the season had consequential delays to the full programme

Sealed Road Rehabilitations status

Council	Location	Status
FNDC	KERIKERI ROAD (RP 650 to RP 1110)	Construction completed
FNDC	GILLS ROAD (RP 2180 to RP 3000)	Construction completed
FNDC	NGAPIPITO ROAD (RP 1850 to RP 3000)	Construction underway
FNDC	REDCLIFFS ROAD (RP 650 to RP 950)	Construction completed
FNDC	WAIMATE NORTH ROAD (RP 425 to RP 725)	Construction completed
FNDC	Kohukohu Road	Construction completed
FNDC	Ngawha Springs Road	Construction completed

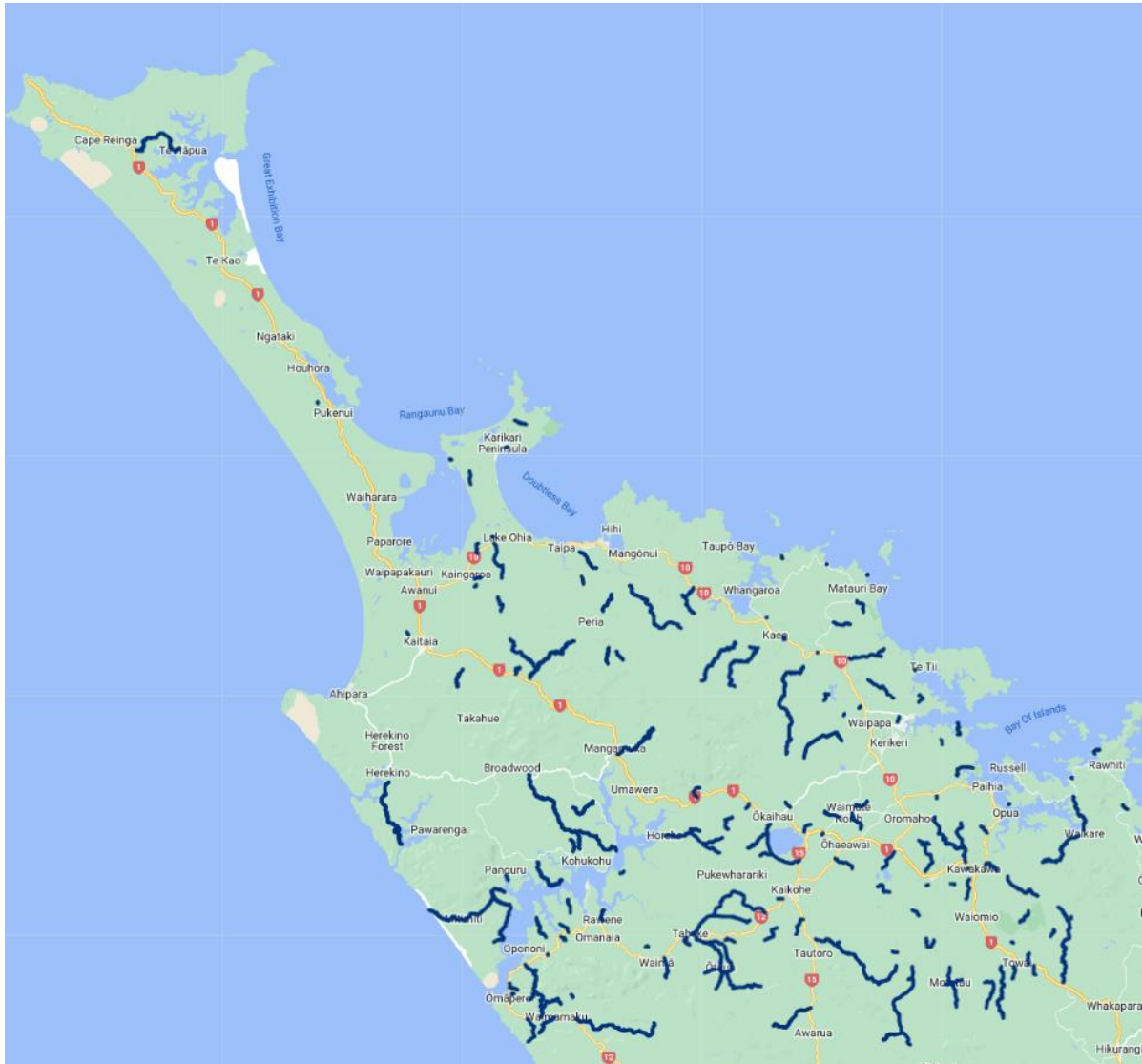
Photo Wall

<p>Footpath crossing connection at Tawanui Road (under construction)</p>	<p>Raised Safety Platform (under construction)</p>

Completed Grading

Excellent progress was made with network wide maintenance grading in June, with 34% (or 546.7km) of the unsealed network length completed.

The June completed grading coverage is represented in the following map.




Emergency Works Response and reinstatement progress

The following photos provide a selection of the June Rain event resulting damages, and some of the reinstatement progress being completed for the Gabrielle Phase 2 programme.



Corridor Access Requests (CARs) and Temporary Traffic Management

CAR and Temporary Traffic Management (TTM) Applications



74 new Corridor Access Requests were received for works in the road reserve across Far North District in June, this is consistent with applications received over the previous two months.

A breakdown of the activities in the graph below shows applications for excavation works make up the biggest CAR type received to work in the road reserve.

There were 42 applications approved this month in Far North. Asset Inspections have increased as planning for the next 12 months forward works programming is underway.

Works Completion, Reinstatement Inspections and Traffic Management Audits

This month there were 83 Corridor Access Request (CAR) completion status updates.

16 non-excavation CARs were notified as completed in the CAR system with 11 excavation sites set into a two-year warranty period. Ten desktop inspections were completed. There were no physical reinstatement inspections or defects identified for further remedial work.

Kaikohe minor safety works and Kerikeri Road were audited this month. Contractors have experienced challenges with a lack of compliance to the traffic management installed and are taking steps to manage the risks this creates with extra staff on site. Contractors have been encouraged to reduce the site down as much as possible to alleviate frustration from drivers.

Fraser Hoani, Road Corridor Management TMC, starts with us on Monday 10th July and will be focused on connecting with contractors in the Far North. With increased auditing and contractor engagement we are looking to identify areas for improvement. With contractors applying for CARs in the Far North we expect an increase in applications and safety audits on traffic management sites.

Other TTM happenings:

- TTM Technology Workshop - CAR Lead attended an Industry Liaison workshop led by NZ Guide to TTM Lead, Ryan Cooney on 16th June. The workshop focussed on the development of new technology to improve information available to stakeholders in relation to network coordination and was in response to concerns raised by Heavy Haulage Assn, National Carriers and NZ Utilities Advisory Group and Utility Operators.
- Working with contractors to support transition to the NZ Guide to TTM.

HOKIANGA FERRY (KOHU RA TUARUA)

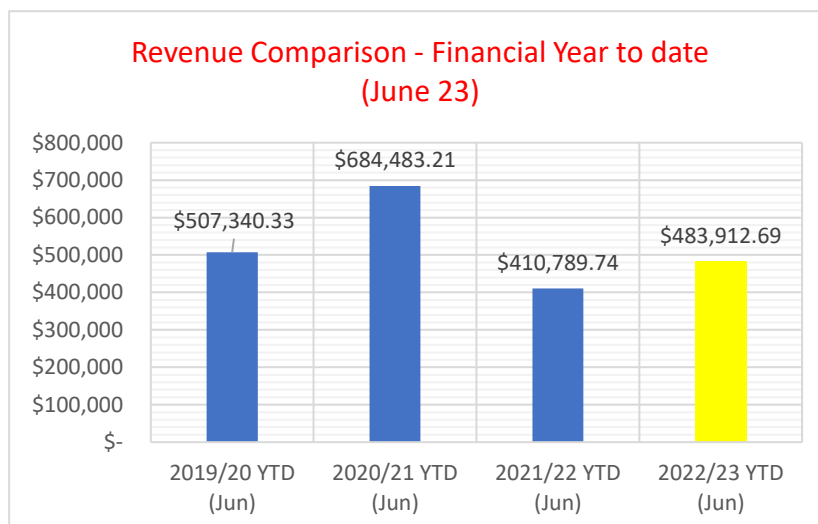
Revenue

June 2023 revenue was 21% lower when compared to last year for the same period, which is attributed to the weather being experienced in Northland.

June 2023	June 2022	Difference
\$27,370.43	\$34,742.17	\$7,371.74

The graph below provides a comparison of the revenue collected in previous years to the current financial year.

The Government's 50% Public Transport discount scheme that was initially implemented on the 1st April 2022 has continued till the 30th of June 2023 for passengers only (excludes vehicles). Effective 1 July 2023, Community Services Card holders travelling on Public Transport will be permanently eligible for this 50% discount.



Patronage & Service Information

The Ferry service carried a daily average of 462 passengers and 230 vehicles for the month of June 23. The schedule departures were 97.4% on time for the month of June with 53 shuttling's and three after hours callouts. Unique visit to the Hokianga pages within Northland Ferries website were up by 10% this month when compared to June 22. Northland Ferries & Hokianga Tourism are in ongoing discussions around onboard display opportunities to market and promote the Hokianga region.

There were no complaints or service requests for the month. Also, there were no mechanical or weather-related interruption to the service.

Planned, Routine & Preventive Maintenance

The ferry was hauled out of the water on 3rd May 2023, for a period of 4 weeks, to undergo major maintenance work. During this year's out of water major maintenance works several repairs were carried out on the hull, bulwarks, tanks, deck, ramps, and vessel's void space.

The Ferry was launched back into the water on 30th May 23 and after successful sea trial was back in service from 1st June 23.



The following routine and preventive maintenance were carried out on the vessel this month apart from the major maintenance mentioned above:

- a. Engine oil change
- b. Gearbox oil change
- c. All engine compartments and voids were cleaned.
- d. Ferry ramps were greased.
- e. Lubed gear & throttle cables
- f. All belts and pulleys removed and checked.
- g. Coolant leakage on #3 engine repaired.
- h. Freshwater leakage for toilet pump repaired.
- i. Deck flood lights replaced.

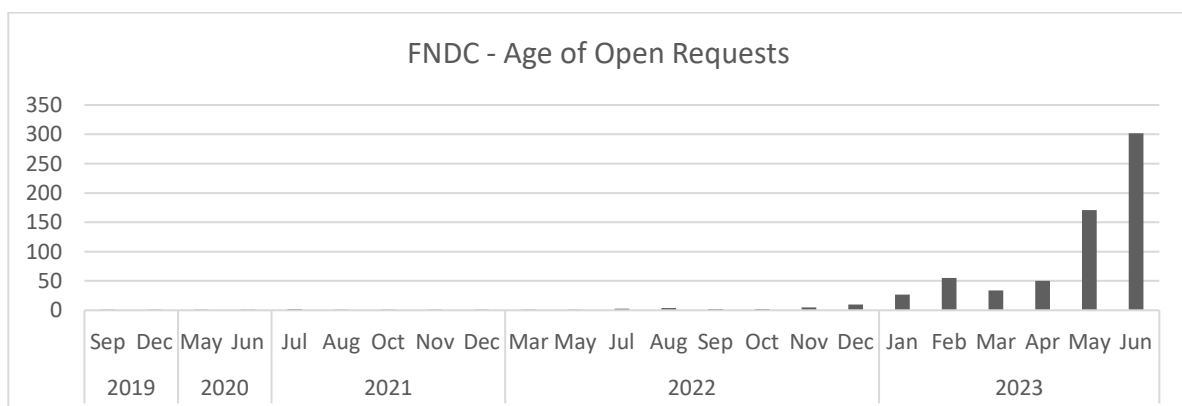
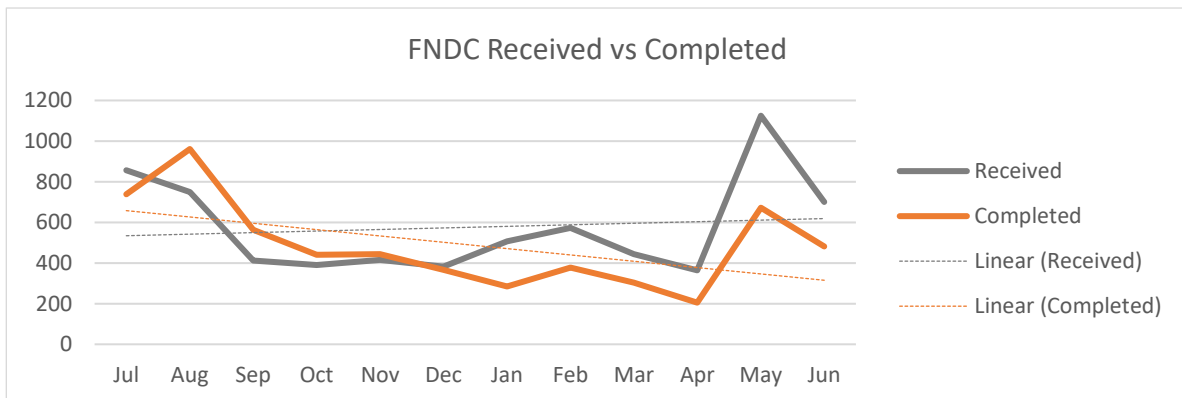
Health & Safety, Risks

There were no notifiable incidents, accidents or near misses. The monthly vessel HSE audit was carried in accordance with the vessel’s operating procedure. An audit of ticket sales was also carried out using CCTV footage and Northland Ferries have confirmed that correct number of sales and concession clicks were made.

CUSTOMER REQUESTS

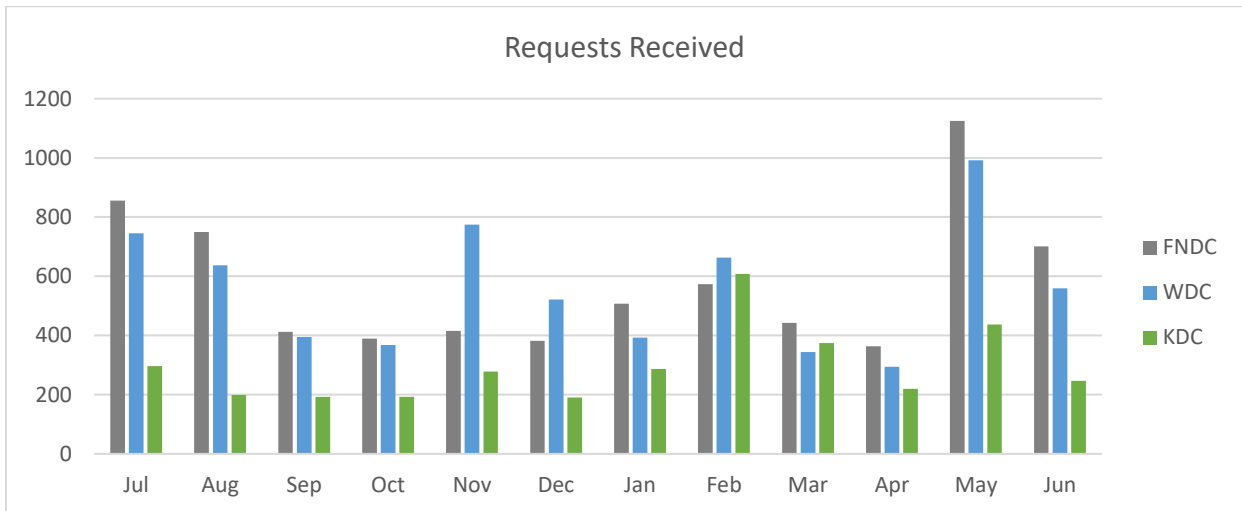
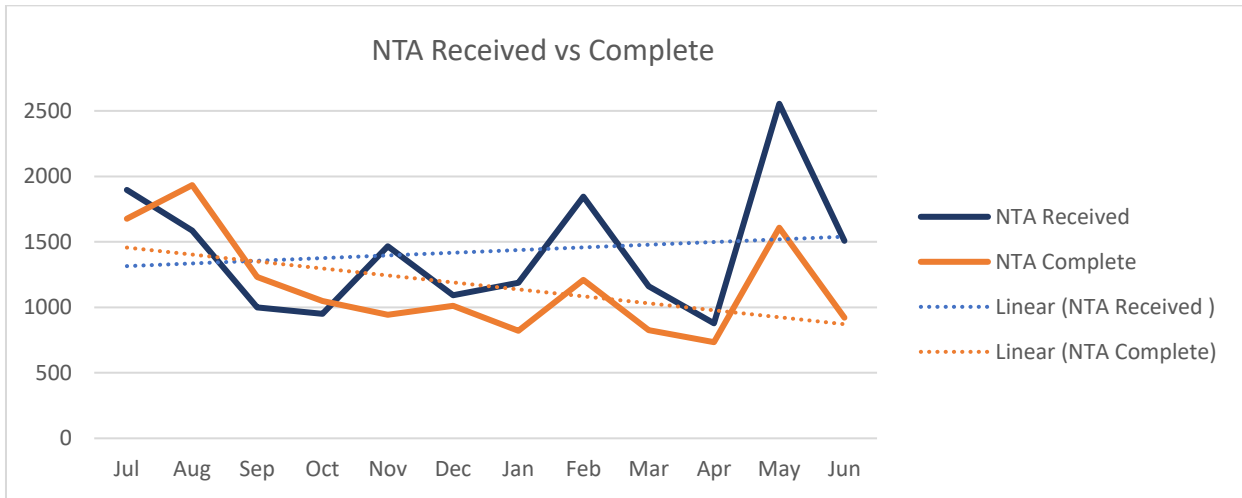
The compounding effects of weather events is still significantly impacting the number of customer requests. The effects of May event (and prior events) have resulted approximately twice the amount of new customer requests being raised during June. Combining this volume and outstanding damage requests means that we have 632 open roading requests. Pleasingly this is a reduction of 13% from the prior month. The current amount of open request is approximately twice the FNDC normal volume.

The below charts highlight we are receiving more requests than we can close since the beginning of the year.



Northland Region Customer Requests

The following graphs demonstrates the peaks of customer requests across the region associated with the significant weather events since July 2022.



The percentage of open FNDC requests has remained at 32% this month. This is higher than normal as the Far North was significantly impacted by the May weather events.

