

TRANSPORTATION UPDATE – August 2023

In a partnership of the four Northland Council's 'roading and transport departments', combining and co-locating the individual council staff and resources, the NTA works as part of Council to collectively create better, safer, and more accessible journeys across the district (and region) through structured maintenance and improvements in accordance with national safety and engineering standards, policies and guidelines.

EXECUTIVE SUMMARY

Far North REAP ((Rural Education Activities Programme) continued their work delivering Kaipara's Road Safety Education Programme, with an update on the past month's activities and initiatives focussing on restraints, driver licencing, and driver impairment provided in this month's reporting.

Staff have prepared a Recommendations Report and Interim Speed Management Plan for the Kerikeri-Bay of Islands speed catchment, with a briefing scheduled for the October Te Koukou Transport Committee workshop and the decision paper scheduled to be presented at the October Council meeting. Staff will also brief the Te Koukou Transport Committee on the draft policies and objectives for the 2024/27 Regional Speed Management Plan, along with the proposed three-year implementation programme, at the October meeting.

In September the Te Koukou Transport Committee approved staff to move forward with submittal of the Transport Choices programme detail design package for Waka Kotahi approval, with the next step being execution of the implementation funding agreement.

Twenty-three new resource consent applications were received in the month of August (vs. 12 month rolling average of 35), with nineteen applications processed.

Work continued on the continuous Capital Works programme including slip repair, footpath and bridge replacement project works. Preparation of projects for the upcoming summer construction season is progressing well.

A total of 2199.6km of network inspections was completed district wide. Excellent progress was made with network wide maintenance grading in August, with 39% (or 630.5km) of the unsealed network length completed, along with a focus on pothole repairs, roadside mowing, watertabling works, culvert replacement and sign/edge marker post replacement.

Works continued with the 2022/23 Emergency event(s) recovery activities, with a further \$0.93M of repair and clean-up works completed in August, bringing the total of completed works to date to approximately \$8.34M. A full progress update on the 2022/23 Emergency works programme is included within this report. Works complete in August included 10 dropout/retaining wall repairs.

73 new Corridor Access Requests were received for works in the road reserve across Far North District in August. six temporary traffic management audits were completed during the month, with five sites scored 'High' and one rated as 'Needs Improvement'.

The Hokianga Ferry service carried a daily average of 428 passengers and 220 vehicles for the month of August 23, with revenue for the month 10% lower when compared to the same period last year. The schedule departures were 97.0% on time for the month, with 53 shuttling's and 4 after hours callouts.

Pleasingly the volume of customer requests has reduced from recent months (431 requests received during August) but is still higher than pre-2022/23 historic average of 360 requests per month. Further work continued on the closure of aged requests and at the end of August there were 471 open requests, being a 23.3% reduction from the prior month.

ROAD SAFETY EDUCATION PROGRAM

[Far North REAP](#) (Rural Education Activities Programme) are contracted to deliver Council’s Road Safety Education programmes across the Far North District. Key activities undertaken in August included:

Restraints

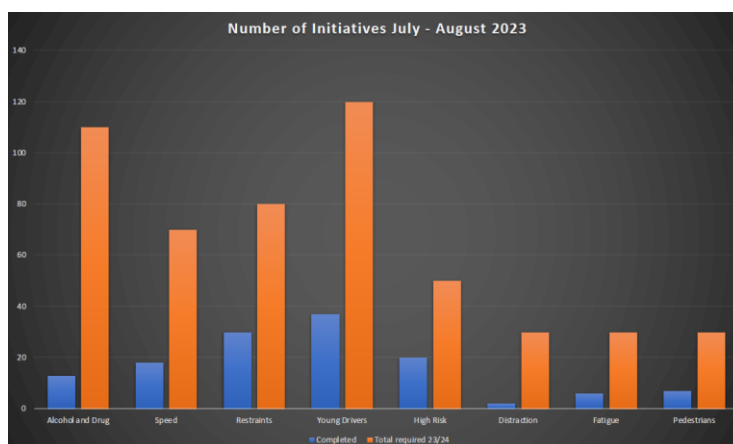
- Green Seat Connect (Kaitaia based child restraint reuse/recycle programme) –investigating funding to support the programme in the mid Far North. Since official launch 20th July 2023: 70 new and reused child restraints have been distributed to families in need. 18 seats expired/unusable and will be sent to Auckland for recycling. Of interest: 5 set of twins and 1 set of triplets have been included in the families worked with.
- Far North REAP Child restraint programme and local roading police appeared on TVNZ News in a Northland restraints segment on 30th August 2023
- Comment from a community group road safety educator “Education towards Car restraints remains overlooked by those within the community, primarily due to generational ignorance within the whanau setting”.

Driver Licencing (Young Drivers and High-Risk Drivers)

- Community Driver Testing Officers Trial has continued with the addition of Kaikohe as a testing route. Police continue to provide CDTO’s for limited testing days, with 2 new CDTO’s recently attending a 4-week training course. These 2 CDTO’s will cover Kerikeri and Kaitaia driver licence testing areas.
- 32 Driver Licence courses (Learners, Restricted/Full) throughout the district. Most Learner Licence courses had a 100% pass rate. These courses also include education around alcohol, speed, restraints, and fatigue. Discussion also had with students regarding challenges and barriers to gaining a licence (cost, access to vehicle, travel distance, employment support/mentoring, attitude/belief of holding the correct licence).

Alcohol/Drug

- Newly developed ‘Be A Bro Be A Sober Bro’ campaign embraced by Awanui licenced premises - promotions used for a national fishing competition, on premise signage and staff apparel. Currently a breathalyzer apparatus is on a trial project to be used to support staff, educate patrons and measured on if/how it could be used post-trial period as an education tool.



[Bike Northland](#) are contracted to deliver Council’s bike safety and skills training and they utilise the Waka Kotahi programme [BikeReady](#). Bike Northland are delivering Grade 1 only at this stage and working with schools to build a Grade 2 programme which is where students are taken on the road. Bike Northland also help support the bikes in schools programme. Their key deliverables are summarised below:

2023/24 Far North District Council		
Course	Contracted	YTD
Grade 1	1050	291

SPEED LIMIT REVIEW PROGRAM

The speed limit reviews are part of a nationwide programme under the Government’s Road to Zero Road Safety Strategy. The new Setting of Speed Limits Rule came into effect on 19th May 2022. The new Rule creates a focus on speed management and promotes a region wide approach to setting safe and appropriate speeds on both the local and State Highway network.

Consultation on the Kerikeri-Bay of Islands speed catchment has been completed and council hearings were held on 21st March 2023. Staff have prepared a Recommendations Report and Interim Speed Management Plan for council approval, now re-scheduled for the full Council meeting in October.

Work continues on our Regional Speed Management Plan, and we are on track for consultation in the last quarter of 2023. Staff will look to brief the Transport Committee on the draft policies and objectives for the Regional plan, as well as the proposed three-year implementation programme at the October meeting.

TRANSPORT CHOICES FUNDING PACKAGE (CERF)

Far North District Council has received positive news on our application for funding under the Transport Choices, Climate Emergency Response Funding (CERF). We have received confirmation for funding of \$3.23 million for the following two programs

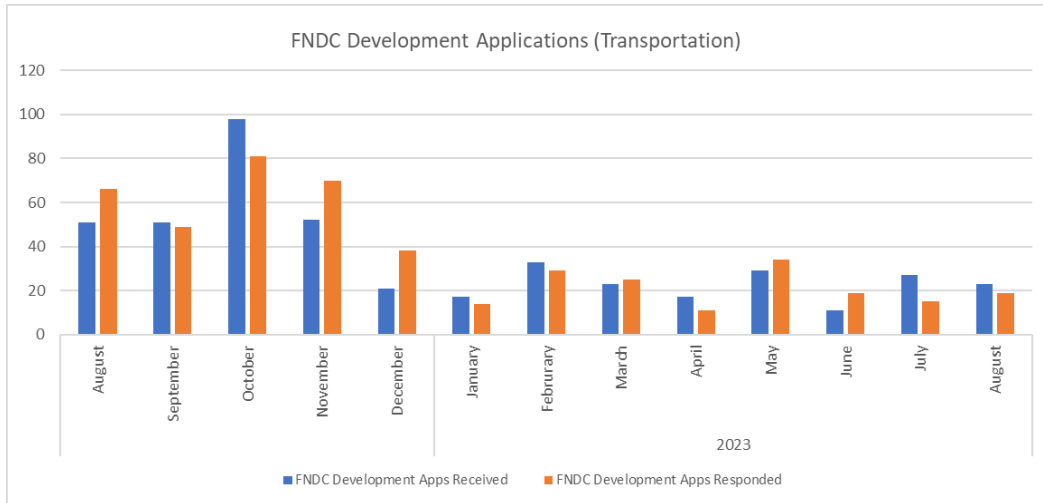
- Program 1 – FNDC01 Kerikeri Active Modes Network Connections
- Program 2 – FNDC02 Far North Bus Improvements

The Transport Committee has approved staff to move forward with submittal of the detail design package for Waka Kotahi approval. The next step is signature of the implementation agreement, currently planned for October. All construction works for both projects must be completed no later than June 2024.

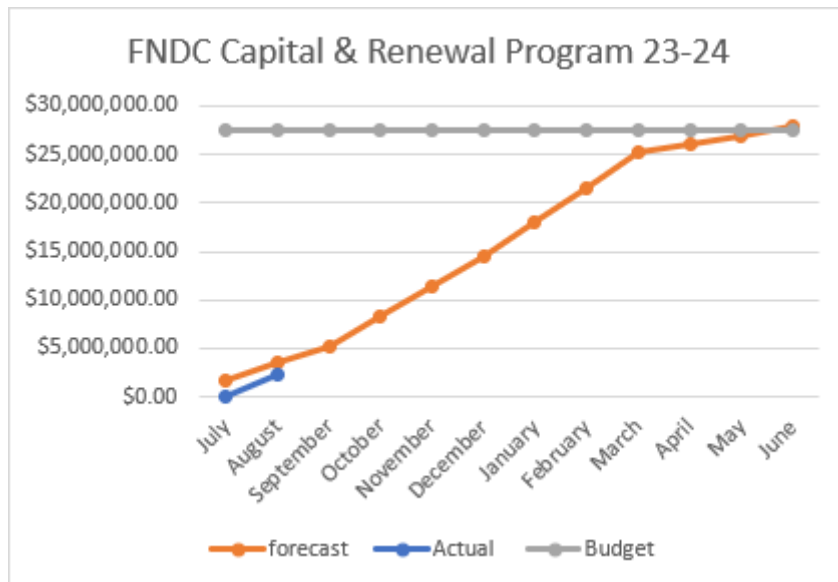
DEVELOPMENT APPLICATIONS (Transportation)

The following table and graph below provide information on the volume of development applications received for transportation assessment over the past 12 months. A total of 23 applications were received in the month of August (vs. 12 month rolling average of 35) and a total of 19 were processed. 1 Alfresco assessment was received and processed this month.

Year	Month	FNDC			
		Development Apps		Alfresco	
		Received	Responded	Received	Responded
2022	August	51	66		
	September	51	49		
	October	98	81		
	November	52	70	2	2
	December	21	38	3	3
2023	January	17	14	1	0
	February	33	29	1	2
	March	23	25	2	2
	April	17	11	1	1
	May	29	34	0	0
	June	11	19	2	2
	July	23	15	1	1
	August	23	19	1	1



FNDC TRANSPORT CAPITAL PROGRAMME DELIVERY



Work continued on the continuous Capital Works programme activities and preparation for the upcoming summer construction season, with year to date expenditure for the first two months slightly behind forecast, with this expected to be caught up as we move into the summer construction season.

The current total forecast is greater than approved budget primarily due to outcome of revised cost forecasts undertaken that take current escalation impacts into account. Discussions are presently in progress with Waka Kotahi to secure additional subsidy funding however if this additional funding is not provided the programme will be re-prioritised and re-forecast to ensure remains within approved budgets.

Project Risk Table

FNDC	No. of Projects	Description	Budget	% of Total Budget
✓	29	Will be fully delivered this year	\$ 18,146,040.00	66%
⚠	21	Risk of partial delivery	\$ 9,011,286.39	33%
✗	2	Risk of non delivery	\$456,000.00	2%
		Total	\$27,613,326.39	100%

*Note – delivery risks are presently indicated based on current knowledge and will be further refined as the programme planning is finalised over the next 2-3 months



Manawaora Slip Repair
– Cut bench & setting out of production soil nails



Moerewa LATM - Raised safety platform and kerb build out at Nisbet/Otiria intersection
(permanent line marking yet to be completed)



Te Hiku – Te Ahu Walking Loop
– Laying feature tiles, painted by youth of Te Rarawa at special opening ceremony



Kaitaia Awaroa Road
– Completed timber pole retaining wall



Gill Road
– Completed profiled rock wall retaining structure



Fairburn Road – Completed anchored timber pole retaining wall



Takahe Rd, Ahipara Raised - traffic calming platform, footpath connection & driveway upgrade



Ahipara Road - First traffic calming raised platform before entrance into Ahipara township



Churtons Road bridge replacement – Ongoing beam installation



Churtons Road bridge replacement – Ongoing beam installation

FNDC TRANSPORT MAINTENANCE PROGRAMME

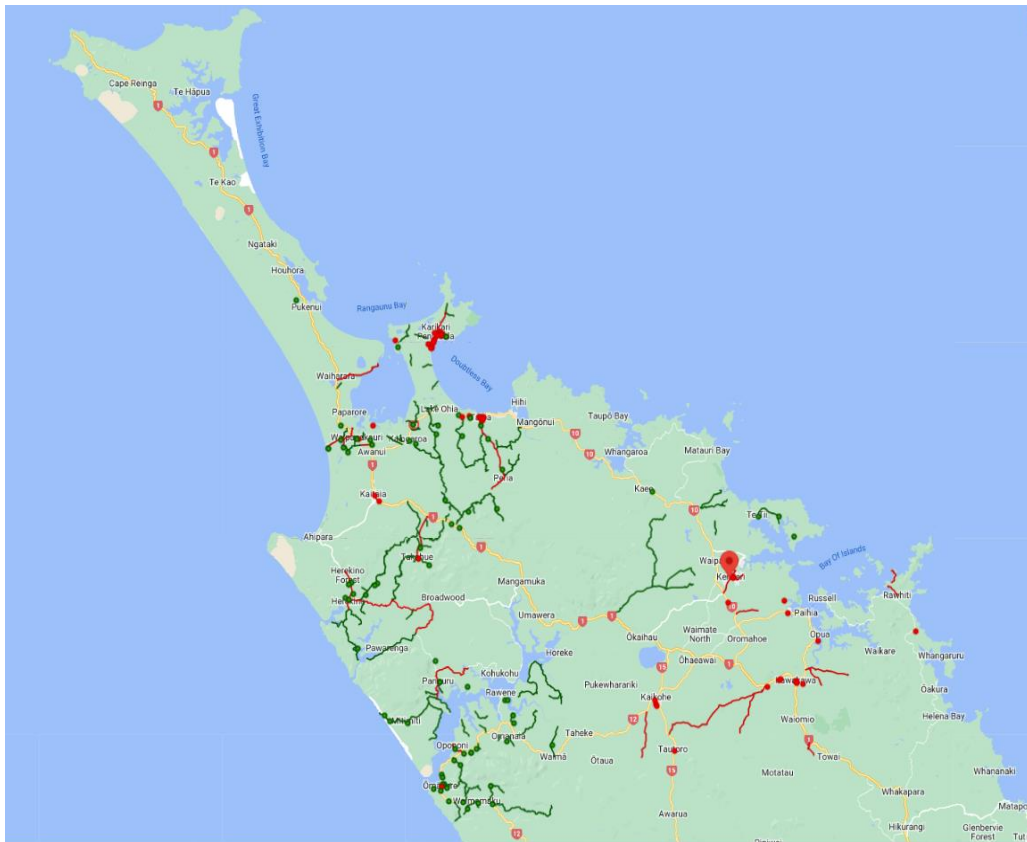
Key points of note for the August includes:

- Completed routine maintenance focused on pothole repairs for both unsealed and sealed road, grading and roadside mowing.
- Programmed works completed were watertabling works, culvert replacement and new, sign and edge marker post replacement.
- 2199.6 km network inspection completed district wide
- Unsealed road improvement works commenced on sites previously deferred from the wet Autumn 2023 season including sections of Ngawhitu Road, Matawaia Maromaku Road (forestry entrance short section) and the forestry impacted section on Diggers Valley Road (including 3-4 phase 2 slip repairs).
- Additional unsealed rehabilitation sites have also been identified and confirmed for programme, with pavement testing and design underway.
- Footpath Renewals completed in the Kaikohe Hokianga Ward on Ohara Street, Puia Street and Clifford Street.

Maintenance activities programmed for September 2023 relate to routine unsealed activities, sealed activities, drainage works, unsealed rehabilitation, and unsealed overlay, Daily site checks continuing all warning and Phase 2 reinstatement works for storm damages.

Network Inspections

The map below provides a visual representation of all completed inspections carried out by the contractors for the month of August, (unsealed roads shown as green, and sealed roads in red).



Completed Grading

Excellent progress was made with network wide maintenance grading in August, with 39% (or 630.5km) of the unsealed network length completed, as represented in the map below.



EMERGENCY WORKS RECOVERY PROGRAMME

Table: Summary of Current Cost Estimates of Emergency Events for FNDC

FNDC – Phase / Cost in M \$	Expected Cost obo RAMM	FAR+ (%)	Claimed to Date
Rain Event Aug 2022 - Initial Response	0.18	69	0.18
Rain Event Aug 2022 - Initial Response + 20%	4.77	89	1.47
Rain Event Aug 2022 - Phase 2	0.40	89	0.25
Rain Event Aug 2022 - Phase 3	8.40	69	0.00
Rain Event July 2022	3.92	69	1.08
Rain Event November 2022	0.17	89	0.12
Post-Gabrielle:			
Storm Events Jan/Feb - Phase 1	4.77	100	1.22
Storm Events Jan/Feb - Phase 2	2.15	100	1.54
Storm Events Jan/Feb - Phase 3	1.54	69	0.24
Storm Event 9/05/2023 - Phase 1	1.33	var	1.87
Storm Event 9/05/2023 - Phase 2	3.95	var	0.00
Storm Event 9/05/2023 - Phase 3	13.16	69	0.00
Rain Event June 2023	3.60		0.36
Total	48.36		8.34

PHASE 2 DELIVERY

Minor works, less than \$100k (generally), per site, low risk, reinstatement of roads to pre-event condition (may require geo-tech assessment to support outcomes). Waka Kotahi funding approval through report applications.



Works completed in August:

Road	Start	End	Length	Asset Type	Fault
OLD VALLEY ROAD	80	110	30	Retaining Walls	New construction - Drop out (m)
TOKAWHERO ROAD	4350	4365	15	Retaining Walls	New construction - Drop out (m)
WAIMATENUI / MATARAUA ROAD	13890	14127	237	Retaining Walls	New construction - Drop out (m)
DAVIS ROAD	842			Environment	Make sites safe - Incident (ea)
MARLOW ROAD	4717	4727	10	Retaining Walls	New construction - Drop out (m)
MARLOW ROAD	4658	4678	20	Retaining Walls	New construction - Drop out (m)
HOOKS & HALLS ROAD	594			Drainage (Culverts)	Install headwall structure - Scour (ea)
WAOKU ROAD	2382	2407	25	Retaining Walls	Renew whole structure - Damaged wall (m)
RAMSEY ROAD	2654	2669	15	Retaining Walls	New construction - Drop out (m)
HAPPY VALLEY ROAD	195	215	20	Retaining Walls	New construction - Drop out (m)
WAIMAMAKU BEACH ROAD	2149	2399	250	Renewals - Pavement	Wearing course - Aggregate loss (m3)
PUKETI ROAD	1569	1584	15	Retaining Walls	New construction - Drop out (m)
WAIMATE NORTH ROAD	7800	7810	10	Surfacing	Crack sealing - Wide slippage/isolated >5mm (m)
MOTUKIORE ROAD	9526	9606	80	Pavement - Unsealed	Digout - Saturated pavement (m2)
EQUESTRIAN DRIVE	757	892	135	Surface Water Channels	WT reconstruct - Over deepened/scouring (m)
MOUNTAIN ROAD	541	611	70	Surface Water Channels	WT reconstruct - Over deepened/scouring (m)
MOUNTAIN ROAD	697	837	140	Surface Water Channels	WT reconstruct - Over deepened/scouring (m)
AKERAMA ROAD	2553	2573	20	Retaining Walls	New construction - Drop out (m)



Works planned for September:

Road	Start	End	Length	Asset Type	Fault
WAIMATE NORTH ROAD	3227	3527	300	Surface Water Channels	WT reconstruct - Over deepened/scouring (m)
MONUMENT ROAD	547			Drainage (Culverts)	Install headwall structure - Scour (ea)
WAIKARE ROAD	10600	10624	24	Retaining Walls	Renew whole structure - Damaged wall (m)
DAVIS ROAD	619	620	1	Drainage (Culverts)	Culvert renewal - Inadequate/damaged (m)
DAVIS ROAD	601	701	100	Surface Water Channels	WT reconstruct - Over deepened/scouring (m)
HUPARA ROAD (EAST)	18	58	40	Surface Water Channels	WT reconstruct - Over deepened/scouring (m)
TAITA ROAD	2588	2589	1	Drainage (Culverts)	Culvert renewal - Inadequate/damaged (m)
TAITA ROAD	5129	5139	10	Retaining Walls	New construction - Drop out (m)
ORIRA ROAD	2830	2874	44	Pavement - Unsealed	Digout - Subsidence (m2)
TE TIO ROAD	4575	4586	11	Retaining Walls	New construction - Drop out (m)
TE TIO ROAD	878	898	20	Retaining Walls	New construction - Drop out (m)
PERRY ROAD	858	876	18	Retaining Walls	New construction - Drop out (m)
RAMSEY ROAD	2820	2870	50	Pavement - Unsealed	Digout - Deformation (m2)
WAOKU ROAD	2762	2787	25	Retaining Walls	New construction - Drop out (m)
WAIOTEMARAMA GORGE ROAD	2032	2046	14	Retaining Walls	New construction - Drop out (m)
PERRY ROAD	851	879	28	Pavement - Unsealed	Digout - Subsidence (m2)
TE TIO ROAD	4570	4591	21	Pavement - Unsealed	Digout - Subsidence (m2)
MOTUKIORE ROAD	13543	13583	40	Retaining Walls	New construction - Drop out (m)
MOTUKIORE ROAD	13419	13439	20	Retaining Walls	New construction - Drop out (m)
MOTUKIORE ROAD	12866	12891	25	Retaining Walls	New construction - Drop out (m)
MOTUKIORE ROAD	12765	12769	3.5	Retaining Walls	New construction - Drop out (m)
TAHEKE ROAD	8337	8352	15	Retaining Walls	New construction - Drop out (m)
TAHEKE ROAD	9003	9028	25	Retaining Walls	New construction - Drop out (m)
TAHEKE ROAD	9521	9561	40	Retaining Walls	New construction - Drop out (m)
KAHIKATO ROAD	255	256	1	Drainage (Culverts)	Culvert renewal - Inadequate/damaged (m)
WAIMATE NORTH ROAD	7790	7820	30	Pavement - Sealed	Digout - Subsidence (m2)
POKAPU ROAD	9157	9179	22	Retaining Walls	Renew whole structure - Damaged wall (m)
OTATARA MARAE ROAD	513			Drainage (Culverts)	Install headwall structure - Scour (ea)

PHASE 3 DELIVERY

Major works, greater than \$100k (generally), per site, higher risk and require geo-tech assessment and detailed design. Requires application to Waka Kotahi, funding approvals and agreement of recommended repair options, supported through Emergency Works Assessment (EWA) process.

A regional EWA process has been underway, which provides initial geotechnical risk and option assessments to confirm **Phase 3** funding qualification. A panel established within the NTA, which includes Waka Kotahi, have been meeting on a weekly basis to progressively work through a review of each site-specific EWA, as they are completed. Good progress has been made, with the team now reaching the finish line. Of the total EWA's completed and reviewed, 51 have been found to have an acceptable lower cost/risk-based option, suitable to the road level of service, and will default back into the **Phase 2** funding category for direct delivery through the Maintenance Contracts. A further 14 have been identified as requiring a component of either design or further geotechnical support, however due to low complexity will also default back into the **Phase 2** category.

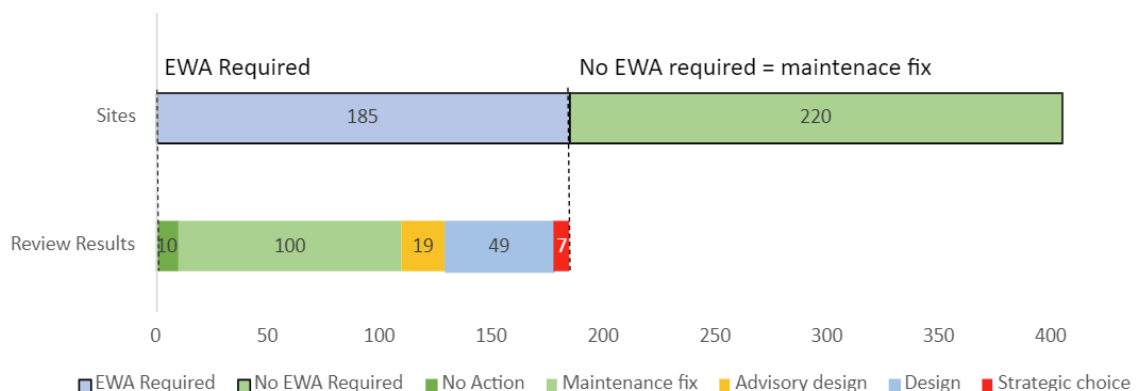
All confirmed **Phase 3** sites will require detailed geotechnical investigation and design aspects, procurement consideration and project management oversight. As a way of accelerating the process of engagement with geotechnical consultants, in June an Expression of Interest (EOI) was put out to both local and non-local engineering consultancies, seeking confirmation of available resources, expertise and appetite to support our local roads emergency works recovery programme. Through this process, nine responses were received from viable consultancies, with representatives of each attending an introductory meeting. With the EWA review process now completed, we are working through a process at Waka Kotahi's request, to reconcile our funding requests utilising the cost estimates provided within the EWA's. We expect to have this process completed mid-September and be able to start issuing offers of services for the completion of site design components.

Table: Summary of District EWA review outcomes:

We are currently facing two to three financial years of **Phase 3** recovery work scheduled ahead, across the wider Far North network and region. The application process for **Phase 3** funding approvals can take several months to complete and to achieve Waka Kotahi funding approvals, with EWAs and procurement confirming cost estimates.


EWA review outcome	Count of Sites
FNDC	99
Advisory Design – Phase 2	14
Construction – Phase 2	51
Design Required – Phase 3	25
no action	7
Strategic Choice	2
Regional Grand Total	185

Chart: Regional Summary or EWA review outcomes:



Corridor Access Requests (CARs) and Temporary Traffic Management

CAR and Temporary Traffic Management (TTM) Applications



73 new Corridor Access Requests were received for works in the road reserve across Far North district in August. A breakdown of the activities in the graph below shows drilling and open trenching along with installation and removal of utilities accounted for half of the applications for working in the road reserve.

There were 38 applications approved this month for Far North district. Fraser Hoani,

the new Far North District Road Corridor Management Traffic Management Coordinator is meeting with Tier 1 contractors to increase awareness of Corridor Access and Temporary Traffic Management requirements to improve application numbers which appear to be lower than other districts.

Work Completion Notifications, Reinstatement Inspections and Traffic Management Audits

This month there were 170 Corridor Access Requests (CARs) completion status updates. 80 excavation sites were set into a two-year warranty period, a significant increase on last month being representative of a focus on reinstatement inspections this month where 37 excavation sites were inspected on site in an effort to improve reinstatement standards across the network.

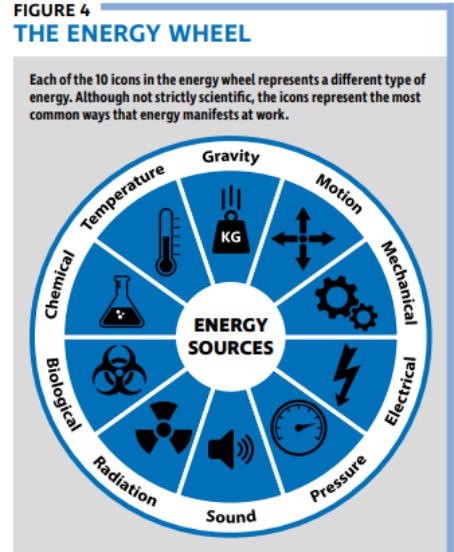
CAR Status	Count of CAR Type
Far North District Council	170
Cancelled	49
Closed	5
Completion Notified	35
Warranty Expired	1
Work in Warranty	80
Grand Total	170

There were six temporary traffic management safety audits completed in August. Five sites scored 'High' and one site scored 'Needs Improvement'. Raised Pavement projects in Kaikohe and Moerewa were revisited in an effort to monitor site compliance from last month's public complaint. Both sites were being well managed by the STMS'. The sites were reviewed as part of the TTM Review Panel. A decision to take no further action was agreed.

Other TTM Updates:

- A fortnightly Road Activity Status Report has been distributed to call centres, communications team and other Council recipients. The updates have been received well providing transparency of works happening across the network with a 'no surprises' approach proving to be of value.
- An Organisational Strike One Notice of Non-Conformance issued in July to a lead Northland traffic management company is yet to be closed out. The Advisory Note was upgrade to an Organisational NNC in response to planning and non-compliant site issues during the Kerikeri Cruz'n the Bayz event. A corrective action plan was reviewed with Luke from the WDC Health & Safety team. Recommendations have been returned to the organisation for further comment.
- TTM Review Panels have been increased from monthly to fortnightly to engage contractors earlier. With faster follow up we are able to influence investigation report outcomes and corrective action plans to be implemented sooner.

- Rachel Taylor, Road Corridor Management Lead attended the annual Temporary Traffic Management conference in Wellington 9-10 August. The Northland TTM whanau were well represented with the Waka Kotahi TMC, Northpower, TMNZ and Fulton Hogan flying the flag. Topics and speakers covered the new Wahanga Ara Rau NZQA training qualifications, Mates in Construction conversation on wellbeing, CHASNZ work accident prevention, managing risk on worksites and cutting-edge ideas relating to hazard identification on STCKY – Stuff That Can Kill You. Statistics on hazard identification were an eye-opener with studies results identifying frontline workers are finding only 45% of hazards on worksites. Trials on the use of the ‘Energy Wheel’ were found to improve hazard identification by 30%. The conference provided opportunities for improvement that will benefit how we manage traffic and corridor access in the Far North.



HOKIANGA FERRY (KOHU RA TUARUA)

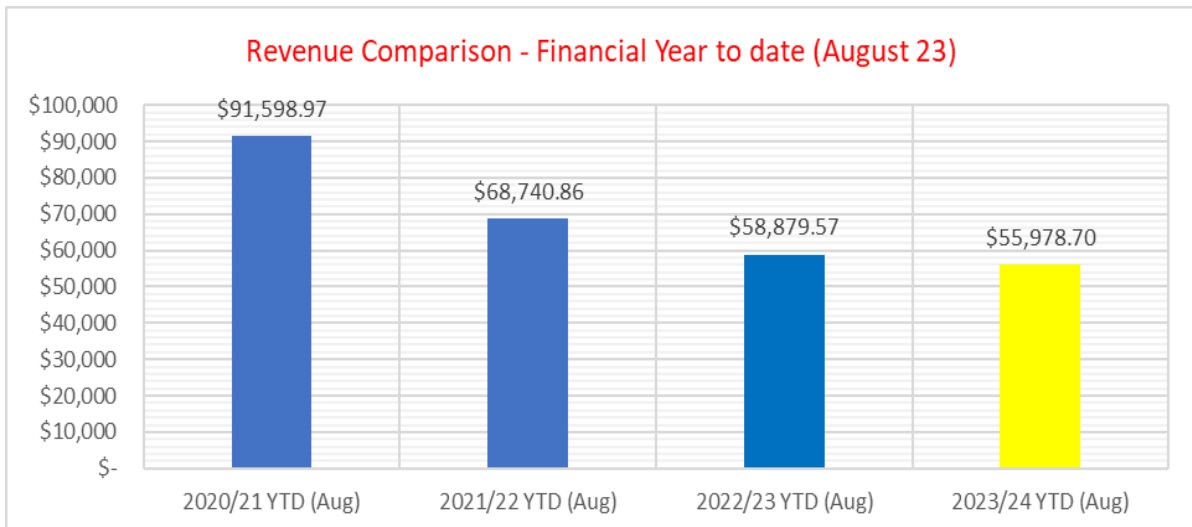
Revenue

August 2023 revenue was 10% lower when compared to last year for the same period, with this attributed to a reduction in vehicle concession ticket purchase for the month which is the most expensive ticket type.

Tabulated below is the revenue comparison for the same period last year:

August 2023	August 2022	Difference
\$25,696.09	\$28,673.48	\$2,977.39

The graph below provides a comparison of the revenue collected compared to previous years for the same period (31 August).



Effective from 1 July 2023, Community Services Card holders travelling on Hokianga Ferry Service are permanently eligible for 50% Public Transport fare discount.

Patronage & Service Information

The Ferry service carried a daily average of 428 passengers and 220 vehicles for the month of August 23. The schedule departures were 97% on time for the month of August with 53 shuttling's and four after hours callouts.

Unique visit to the Hokianga pages within Northland Ferries website were up by 21% this month when compared to August 22. Northland Ferries & Hokianga Tourism are in ongoing discussions around onboard display opportunities to market and promote the Hokianga region.

Two complaints were received relating to crew behaviour and noise from Ferry finger ramp, both have been acknowledged and attended to my Northland Ferries. There were no mechanical or weather-related interruption to the service.

Planned, Routine & Preventive Maintenance

The following routine and preventive maintenance were carried out on the vessel this month which included:

- a. Engine & gearbox oil change.
- b. Jet unit oil change.
- c. Ramp mechanism greasing.
- d. Vessel service checks
- e. Cleaned fire pump sea chests.
- f. Added anti-chafe on coolant hoses.
- g. Replaced broken saloon seat.
- h. Replaced pile rope with chain on Narrows.
- i. Concrete ramps were water blasted.

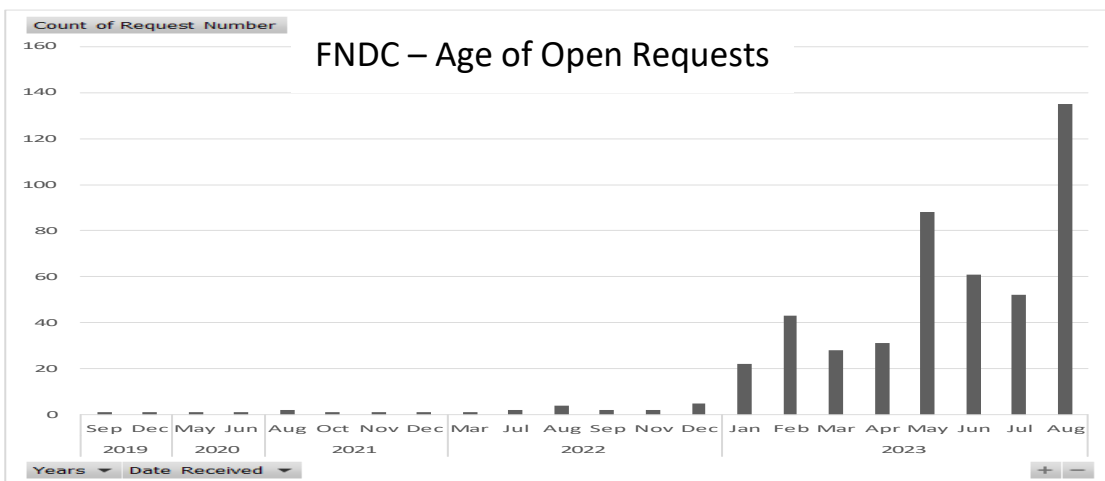
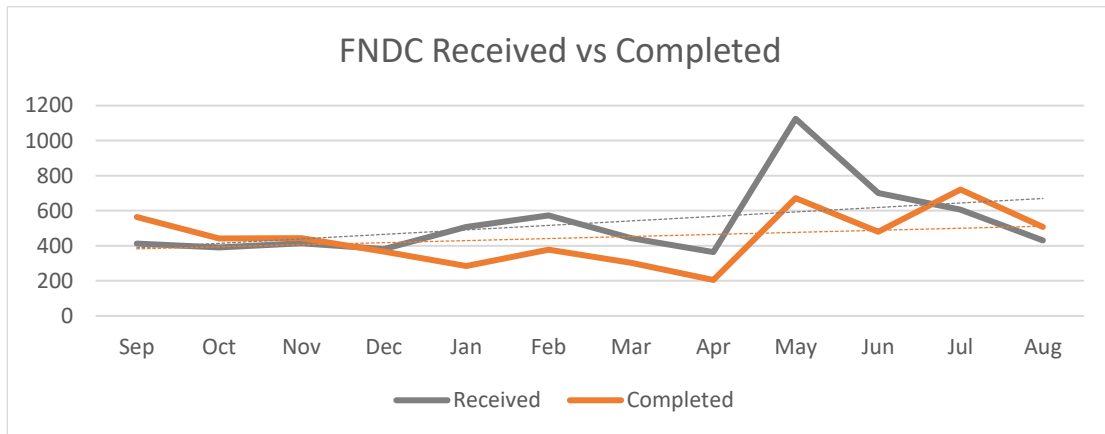
Health & Safety, Risks

There were no incidents, near misses or accidents registered or reported for the month. The vessel's monthly HSE audit was carried in accordance with the vessel's operating procedure.

An audit of ticket sales was also carried out using CCTV footage and Northland Ferries have confirmed that correct number of sales and concession clicks were made.

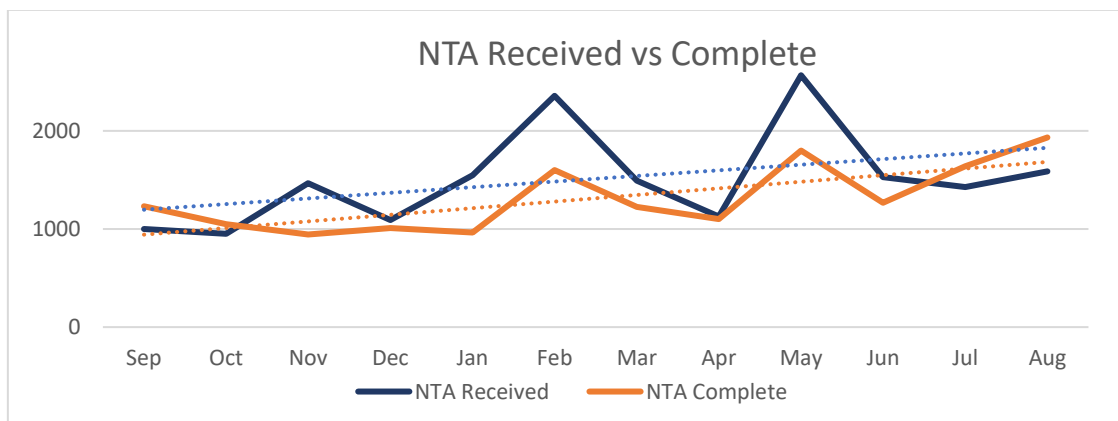
CUSTOMER REQUESTS

Pleasingly the volume of customer requests has reduced from recent months (431 requests received during August) but is still higher than pre-2022/23 historic average of 360 requests per month. Despite the higher-than-average requests, NTA staff and contractors have been able to begin working hard through the backlog of requests for our customers and communities. At the end of August we had 471 open requests, which is a 23.3% reduction from the prior month.



Northland Region Customer Requests

The following graphs demonstrates the peaks of customer requests across the region associated with the significant weather events since July 2022. The Far North district has been receiving more requests than the other Councils who have returned to normal request levels.



APPENDIX 1:

FNDC CAPITAL WORKS RENEWALS AND UNSEALED ROADS REHABILITATION FORWARD WORK PROGRAMME

Sealed Roads Renewals – planned site locations –2023/24 Summer Construction Season

Project Title	Location
SUMMERVILLE AVENUE (KAITAIA)	SUMMERVILLE AVENUE (KAITAIA) RP 10 to RP 184 = 174m
NGAPIPITO ROAD	NGAPIPITO ROAD RP 1850 to RP 3000 = 1150m
CUMBER RD	CUMBER ROAD RP 0 TO RP 421 = 421m
ORAKAU RD	ORAKAU RD RP 14822 TO RP 15050 = 228m
PIPIWAI RD	PIPIWAI RD RP 12274 TO RP 12610 = 336m
GILL RD	GILL RD RP 470 TO RP 1390 = 920m
GILL RD	GILL RD RP 1423 TO RP 2180 = 757m
MIDGLEY RD	MIDGLEY RD RP 600 TO RP 1900 = 1300m
KAITAIA-AWAROA RD	KAITAIA-AWAROA RD RP 28540 TO 30140 = 1690m
PAWARENGA RD	PAWARENGA RD RP 2306 TO 2956 = 650m

Note: Pending final costs and available budgets it is likely a site will be pushed out to next financial year

Unsealed Road Rehabilitation – planned site locations – Spring 2023 Season

Road	Start	End	Length (m)
DUDDY ROAD	880	3200	2320
JAMIESON ROAD (RAWENE)	0	393	393
KUPA ROAD	222	1631	1409
MANGAPUPU ROAD	0	2029	2029
NGAWHITU ROAD	365	2900	2535
OKAKA ROAD	0	2014	2014
ORIRA ROAD	1191	3800	2609
REMUERA SETTLEMENT ROAD	470	3870	3400
SETTLEMENT ROAD	519	1850	1331
TAITA ROAD	52	3065	3013
TAPUHI ROAD	10058	10650	592
TOKAWHERO ROAD	2200	7000	4800
WHARAU ROAD	2133	4684	2551
DIGGERS VLLY ROAD	3996	9000	5004
DUTTON ROAD	0	420	420
GUMFIELDS ROAD	13	5513	5500
HONEYMOON VALLEY ROAD	930	4034	3104

Note: Further site sites may be added as budgets and costs are confirmed