

TRANSPORTATION UPDATE – May 2023

In a partnership of the four Northland Council's 'roading and transport departments', combining and co-locating the individual council staff and resources, the NTA works as part of Council to collectively create better, safer, and more accessible journeys across the district (and region) through structured maintenance and improvements in accordance with national safety and engineering standards, policies and guidelines.

EXECUTIVE SUMMARY

Following completion of council hearings for the Kerikeri-Bay of Islands speed catchment on 21st March 2023, the Recommendations Report and Interim Speed Management Plan staff report is scheduled to be presented for council approval at the Council Meeting on 29th June.

Scoping design for Kerikeri Active Modes Network Connections and Far North Bus Improvements "Transport Choices" projects is ongoing. Initial engagement has undertaken with Ngāti Rēhia, with wider community engagement expected to commence in late June. A briefing paper providing further explanation and background on Climate Emergency Response Fund (CERF) Transport Choices program and the project was issued to Elected Members in early June.

A total of 27 resource consent applications were received in the month of May (vs. 12 month rolling average of 42), with 15 applications were processed during the month with 7 applications remaining to be processed. No alfresco dining requests were received in June.

Approximately 66% of the original 2022/23 Capital works programme is forecast to be completed by end of June, with the balance to be carried forward for completion in 2023/24. Delivery has continued to track slightly behind forecast primarily due to the wet summer construction season (and continuing wet weather) preventing completion of some originally planned works.

During May there was another extreme rainfall event causing further significant damage across the FNDC roading network requiring a temporary reallocation of resources to reinstate the network district wide, with this having a negative impact on the originally programmed work for May. Contractors continue with addressing the extensive list of repairs caused by the combined 2022/23 Emergency events, with an increased utilisation of local subcontractors to assist with current recovery works. Through June teams will continue with routine unsealed activities, drainage works, and continuation of Cyclone Gabrielle Phase 2, and May Rain event minor reinstatement works.

There were 80 new Corridor Access Requests received for works in the road reserve across the Far North District in May.

The Hokianga Vehicle ferry was hauled out of the water on 3rd May 2023 for a period of 4 weeks to undergo major maintenance work, with service substituted by a passenger ferry through this period. During this year's out of water major maintenance works several repairs were carried out on the hull, bulwarks, tanks, deck, ramps, and vessel's void space, with full services restored as planned on Thursday 1st June.

The May rainfall event resulted in more customer requests being received than Cyclone Gabrielle, with 727 open roading requests at end of May (increase of 145% from the prior month). Staff and contractors are continuing to focus on closing the high volume of customer requests from the cyclone and subsequent rain events.

SPEED LIMIT REVIEW PROGRAM

The speed limit reviews are part of a nationwide programme under the Government's Road to Zero Road Safety Strategy. The new Setting of Speed Limits Rule came into effect on 19th May 2022. The new Rule creates a focus on speed management and promotes a region wide approach to setting safe and appropriate speeds on both the local and State Highway network.

Consultation on the Kerikeri-Bay of Islands speed catchment has been completed and council hearings were held on 21st March 2023. Staff have prepared a Recommendations Report and Interim Speed Management Plan for council approval, now re-scheduled for 29 June. Design and implementation of the new speed limits areas, including all schools within the catchment will occur in 2023-2024.

Work continues on our Regional Speed Management Plan, and we are on track for consultation in the last quarter of 2023.

TRANSPORT CHOICES FUNDING PACKAGE (CERF)

Far North District Council has received positive news on our application for funding under the Transport Choices, Climate Emergency Response Funding (CERF). We have received confirmation for funding of \$3.23 million for the following two programs

- Program 1 – FNDC01 Kerikeri Active Modes Network Connections
- Program 2 – FNDC02 Far North Bus Improvements

Scoping design for both programs are well underway. Engagement was undertaken with Ngāti Rēhia, with wider community engagement expected to occur in late June for the Active Modes project. A two-day design workshop was held with Kerikeri Primary School with great input from students and teachers.

A briefing paper for council more fully describing the program was issued to Elected Members in June.

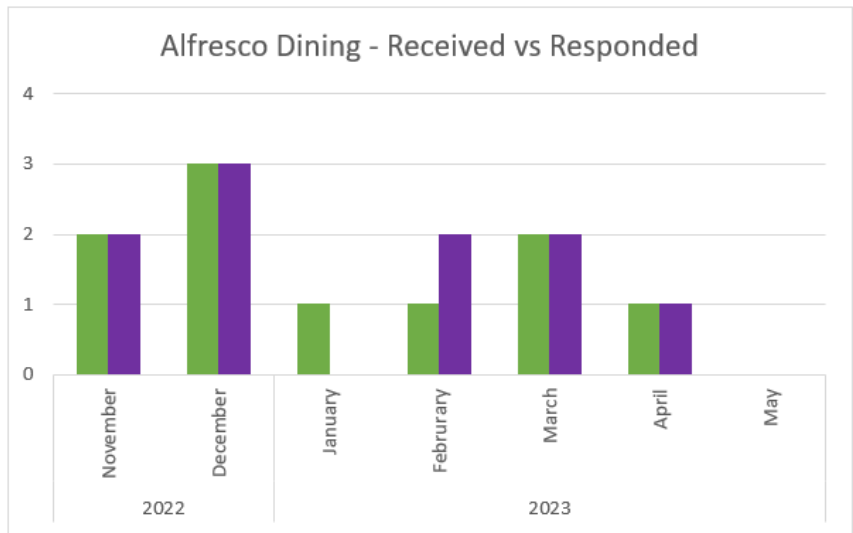
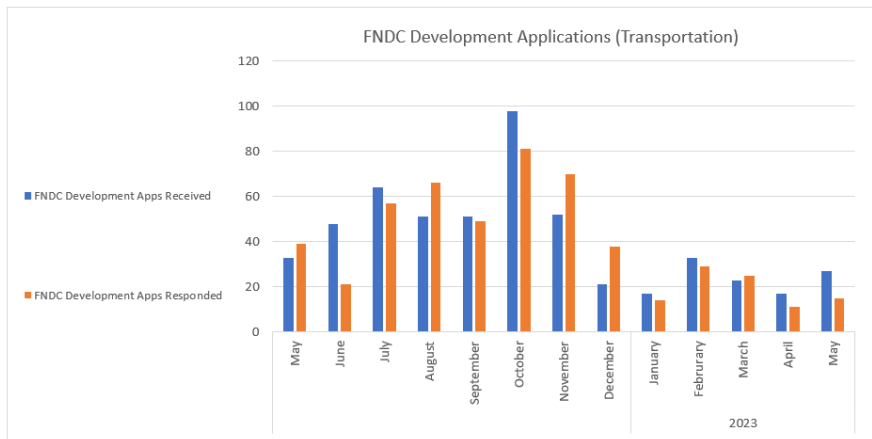
DEVELOPMENT APPLICATIONS (Transportation)

The following table and graph below provide information on the volume of development applications received for transportation assessment over the past 12 months.

A total of 27 applications were received in the month of May (vs. 12 month rolling average of 42). A total of 15 applications were processed during the month with 7 applications remaining to be processed.

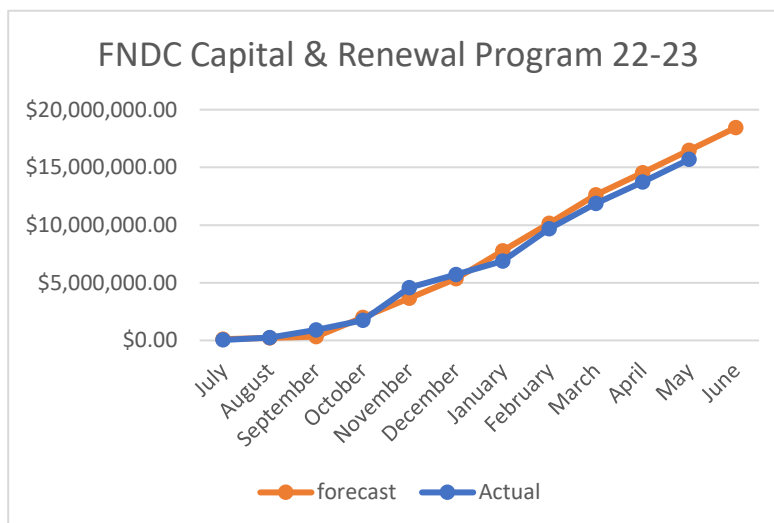
In November of 2022 we began tracking alfresco permit applications, so these applications have also been recorded and included within the table and graphics below.

		FNDC			
		Development Apps		Alfresco	
		Received	Responded	Received	Responded
2022	May	33	39		
	June	48	21		
	July	64	57		
	August	51	66		
	September	51	49		
	October	98	81		
	November	52	70	2	2
	December	21	38	3	3
2023	January	17	14	1	0
	February	33	29	1	2
	March	23	25	2	2
	April	17	11	1	1
	May	27	15	0	0



FNDC TRANSPORT CAPITAL PROGRAMME DELIVERY

As demonstrated in the expenditure table to the right, the actual delivery of the 2022/23 Capital works programme continues to track slightly behind forecast primarily due the wet 2022/23 summer construction season preventing completion of some originally planned works.



GIS MAP

The Status of each individual project can be viewed via the [GIS map link](#)

Risk Table

FNDC	No. of Projects	Description	Budget	% of Total Budget
🟢	37	Will be fully delivered this year	\$12,877,745.00	48%
🟡	28	Risk of partial delivery	\$7,285,726.20	27%
🔴	35	Risk of non delivery	\$6,664,286.80	25%
		Total	\$26,827,758.00	100%

Orange risk

- \$4.497M of total \$7.285M forecast to be delivered this financial year.
- Balance of \$2.134M is in progress works to be carried forward for completion in 2023/24

Red risk

- \$0.436M of total \$6.664M forecast to be delivered this financial year.
- Balance of \$5.205M is in deferred works to be carried forward for completion in 2023/24

Taking above into account, current forecast delivery of \$17.811M (66%) of 2022/23 programme with balance to be carried forward for completion in 2023/24.

Some of the key risks to future delivery include:

- Inflation increases unaccounted for when setting the Long-Term Plan budgets are also likely to impact the ability to fully deliver lower priority projects within the Low-Cost Low Risk program.
- Potential budget reallocations to accommodate emergency and remedial works associated with recent severe and prolonged weather events may impact the ability to delivery some projects within the capital works program.
- Specialist Consultant resource constraints due to 'all hands-on deck' managing emergency and remedial works associated with recent severe and prolonged weather events is delaying the design stage of some capital improvement projects. Thus, resulting in delays to the associated physical works stage delivery.
- Further unfavourable weather conditions.


Sealed Road resurfacing status

Region	Initial programme	Actual delivery	Differed	Notes
South	43km	34.9km	8.1km	Weather events during the season had consequential delays to the full programme
North	32.2km	28km	4.2km	Weather events during the season had consequential delays to the full programme

Sealed Road Rehabilitations status

Council	Location	Status
FNDC	KERIKERI ROAD (RP 650 to RP 1110)	Construction completed
FNDC	GILLS ROAD (RP 2180 to RP 3000)	Construction completed
FNDC	NGAPIPITO ROAD (RP 1850 to RP 3000)	Construction underway
FNDC	REDCLIFFS ROAD (RP 650 to RP 950)	Construction completed
FNDC	WAIMATE NORTH ROAD (RP 425 to RP 725)	Construction completed
FNDC	Kohukohu Road	Construction completed
FNDC	Ngawha Springs Road	Construction completed

Photo Wall



Manawaora Slip Repair – Inclined Drilling for the Installation of Sacrificial Soil Nails



Manawaora Slip Repair – Installation and grouting of Sacrificial Soil Nails



Dominion Rd Bank Street (Kaitaia) narrowing of Bell mouth and new footpath



Dominion Rd Bank Street (Kaitaia) new footpath crossing connection



Dominion Rd Bank Street (Kaitaia) centre island refuge



Oruru Rd footpath boxing



Foreshore Rd – Ahipara Raised Traffic Platform



Taheke Rd - Ahipara Raised Traffic Platform



Kakapo St – Ahipara Raised Traffic Platform

FNDC TRANSPORT MAINTENANCE & OPERATIONS PROGRAMME

Key points of note for the month include:

- A further significant rain event that primarily affected only Far North District in mid-May resulted in additional slip sites, flooding and fallen trees.
- The required reallocation of resources to initial response activities to reinstate the network district wide had a further negative impact on the originally programmed work for May.
- The photos below are a selection of both the May Rain event and reinstatement work for Gabrielle Phase 2.




- Maintenance works for the month continued with grading, metaling, pothole repairs, culvert end clearing, cesspit grate clearing, roadside mowing, sign cleaning and replacement, dangerous tree removal including clearings of sites on worse affected by storm damages.
- Remarking of road centerlines and edgelines continues for the North area.
- 709km road length inspected for the North area whilst 1219km inspected for the South.
- Works completed on Peninsula Parade, Hihi RP517-810, improvement on existing road on stormwater drain, vegetation and road carriageway, with 'Before' and 'After' photo provided below. (This work was approved by the Council on 20/12/2022).



Maintenance activities programmed for June 2023 relate to routine unsealed activities, drainage works, and continuation of Cyclone Gabrielle Phase 2 reinstatement works, and May Rain event minor reinstatement works.

Corridor Access Requests (CARs) and Temporary Traffic Management

CAR Applications



80 new Corridor Access Requests were received for works in the road reserve across Far North District in May, this is consistent with applications received in April.

A breakdown of the activities in the graph shows Utilities excavation and new structures make up 50% of the applications received to work in the road reserve. Road construction and maintenance applications are low with road maintenance activities generally completed under the 12-month Global Traffic Management Plan approved for general roading work.

There were 39 applications approved this month in Far North. This drop from previous months is likely attributed to planning and forward work programming being undertaken during Winter months.

Works Completion, Reinstatement Inspections and Traffic Management Audits

This month there were 245 Corridor Access Request (CAR) status updates.

No defects were identified for further remedial work. 20 non-excavation CARs were notified as completed in the CAR system with 44 excavation sites set into a two-year warranty period. 27 onsite reinstatement inspections and 7 desktop inspections were completed.

Three (3) temporary traffic management audits were completed in May.

CAR Status	Count of Region
Cancelled	52
Closed	56
Completion Notification Overdue	18
Completion Notified	20
Start Notification Overdue	22
Warranty Expired	1
Work Completion Notified	29
Work in Progress	3
Work in Warranty	44
Grand Total	245

Other Temporary Traffic Management (TTM) activities

- Waka Kotahi consultation on Bilingual Māori Temporary Traffic Management Signs
- Over the ditch: Shining a light on wellness and behaviour toward traffic crews with safety campaign “Respect Traffic Controllers”
- Northland TTM Industry meeting held, facilitated by the NTA CAR team
- Developing relationships with KiwiRail Permit Approvers and National Rail Corridor Manager to improve work in the road near the railway corridor
- Recruitment of Fraser Hoani to the CAR team - a respected Kaikohe born and bred temporary traffic management specialist
- Local Government Corridor Access and Temporary Traffic Management engagement on the NZ Guide to TTM.

HOKIANGA FERRY (KOHU RA TUARUA)

Revenue

May 2023 revenue is significantly lower when compared to last year for the same period, due to the passenger only service operating while the ferry was out of the water. Tabulated below is the revenue comparison for the same period last year:

May 2023	May 2022	Difference
\$1,514.00	\$40,685.65	\$39,171.65

The Government’s 50% Public Transport discount scheme that was initially implemented on the 1st April 2022 will continue until the 30th June 2023 for passengers only (excludes vehicles). Effective 1 July 2023, Community Services Card holders travelling on Public Transport will be permanently eligible for this 50% discount. This Community Connect scheme is applicable to the Hokianga Ferry Service in the same way it applies to Public Transport Authorities using the Public Transport Operating Model (PTOM).

Patronage & Service Information

The passenger only service operating for the month carried around 668 passengers whilst the vehicle ferry was undergoing major maintenance. The schedule departures were 92.1% on time for the month of May with 8 shuttling's.

Many of the late departures were a result of public adjusting to the passenger only service and crews had to wait for passengers to make their way down the wharf.

There were three complaints officially recorded, one protester and several instances of informal feedback most of which were related to the passenger only service running for this period as opposed to the vehicle ferry. The protester outside the out of water maintenance worksite was unrelated to the ferry operations.

There was one mechanical interruption that resulted in a service disruption of 2 hours and two weather related interruptions on 19th and 20th May (Tsunami warning & adverse weather) where the service had to be cancelled.

Unique visit to the Hokianga pages within Northland Ferries website were down by 27% this month. Northland Ferries & Hokianga Tourism are in ongoing discussions around onboard display opportunities to market and promote the Hokianga region.

Planned, Routine & Preventive Maintenance

The ferry was hauled out of the water on 3rd May 2023 for a period of 4 weeks to undergo major maintenance work. During this year's out of water major maintenance works several repairs were carried out on the hull, bulwarks, tanks, deck, ramps, and vessel's void space. The following works were carried out during the month in dry dock:

- ✓ Established a secure worksite at the Kohukohu ramp
- ✓ Haul out and relaunch of the Ferry.
- ✓ Inspection, repair and painting of all voids and tanks
- ✓ Replacement of second finger ramp
- ✓ Repairs to both main ramps
- ✓ Top end servicing of all four engines
- ✓ Blasting and protective coating and painting of underwater hull, hull topsides, decks and bulwarks
- ✓ Replacement of anchor and anchor chain
- ✓ Inspection and repair of damage and deterioration of parts of the hull structure
- ✓ Replacement of the inverter



Health & Safety, Risks

There was one notifiable incident and a near miss incident.

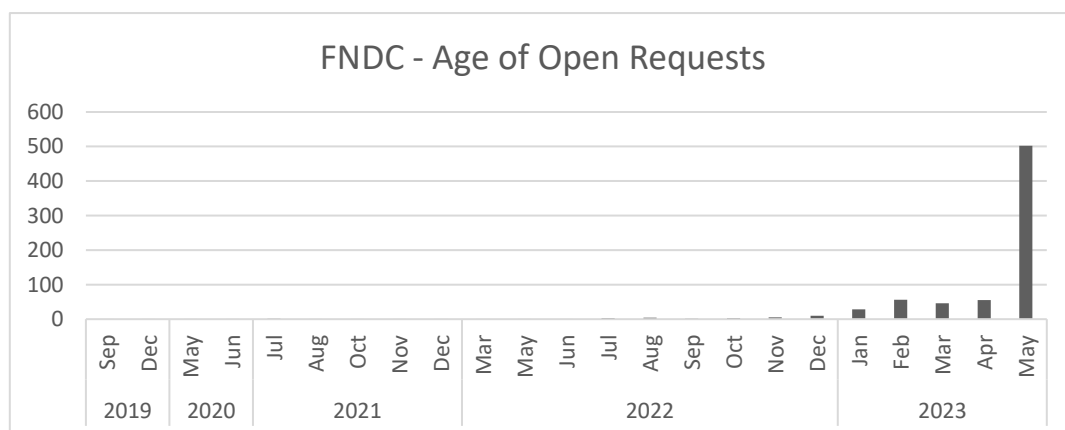
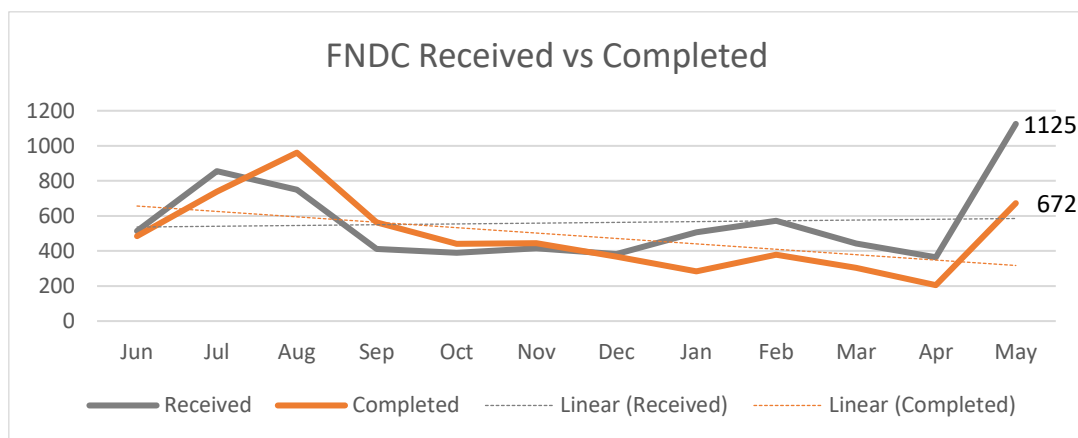
1. On 8th May, the Vessel was berthing at loading wharf, the tide was lower than expected and the vessel settled onto the muddy bottom as the tide was ebbing out. The vessel was refloated on the next tide, sea trials confirmed no damages has occurred due to the event.
2. On 21 May, a Crew had an altercation with a Rawene Resident at the Rawene ferry ramp who threatened the crew with a filleting knife. The Crew defended himself and removed himself from the incident area. The crew was briefed on Northland Ferries procedure and communication protocols.

Weekly emergency response training was undertaken on the alternative passenger ferry service.

CUSTOMER REQUESTS

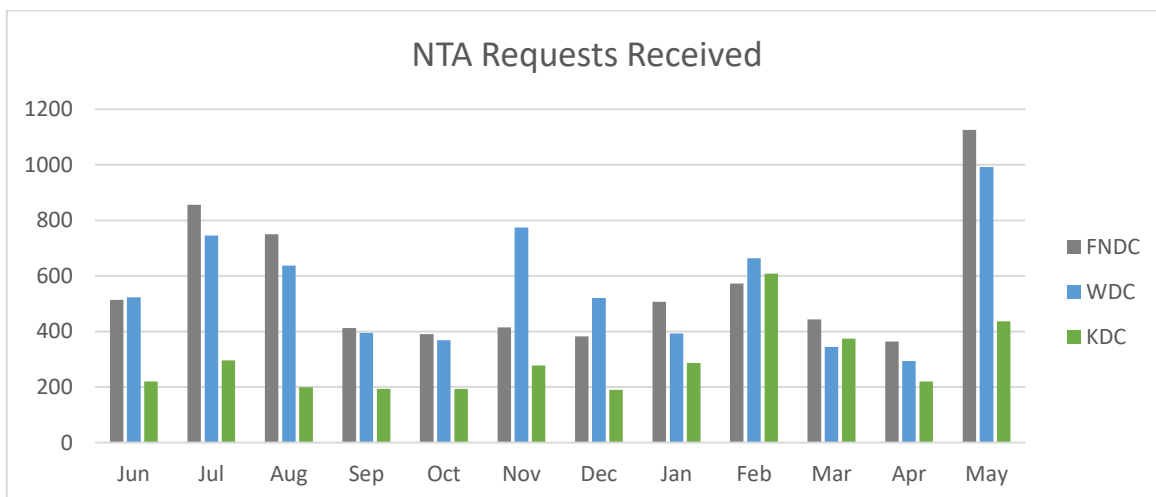
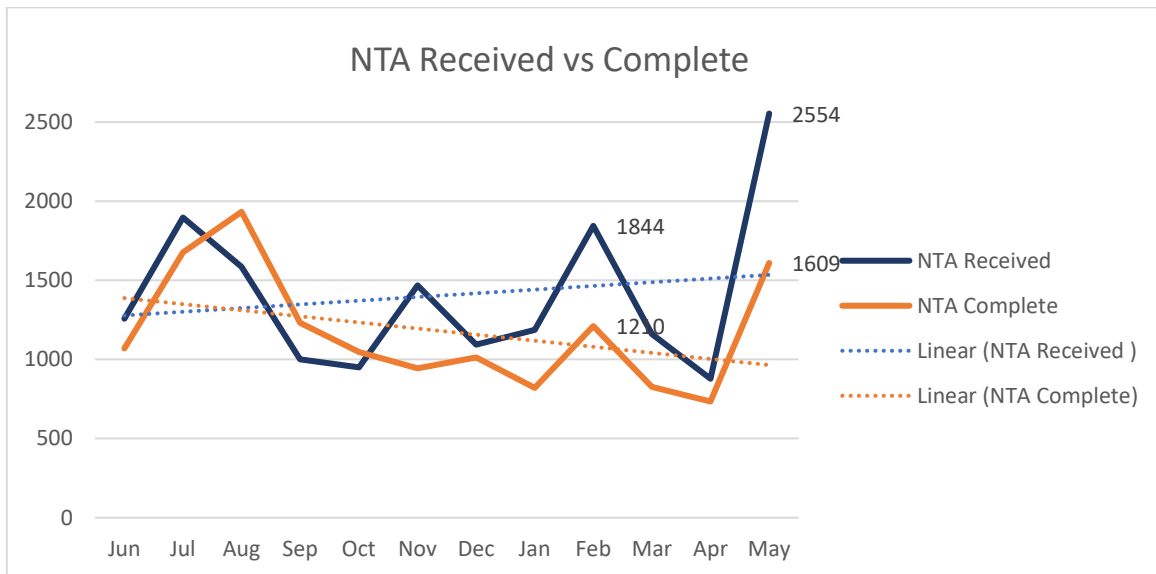
The May rainfall event resulted in more customer requests than Cyclone Gabrielle. At the end of May 2023, we had 727 open roading requests which is an increase of 145% from the prior month. The current amount of open request is over three times the FNDC normal volume. The compounding effects of these weather events and some staffing changes has meant that some customer requests are not progressing as quickly as we would like. Additional support across the NTA, recruitment and support from the FNDC contact centre has been used and these requests are progressing.

The below charts highlight we are receiving more requests than we can close since the beginning of the year (this is expected to increase in May with the new rainfall events).



Northland Region Customer Requests

The following graphs demonstrates the peaks of customer requests across the region associated with the significant weather events since July 2022.



The May rain event significantly adjusted the distribution of currently open Customer Requests with the Far North region being most impacted. The percentage of open FNDC requests has moved from 23% to 32% this month.

